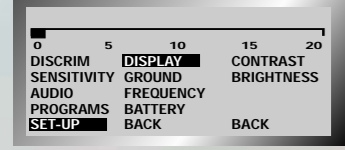
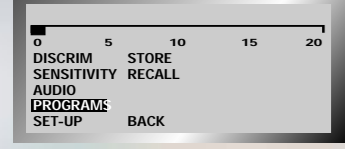
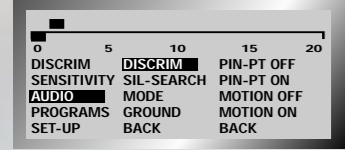
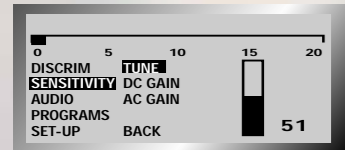
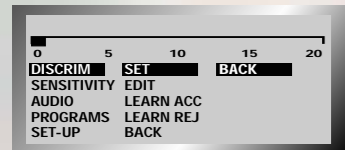
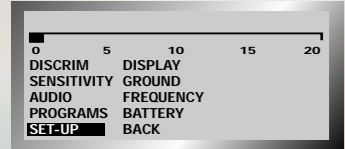
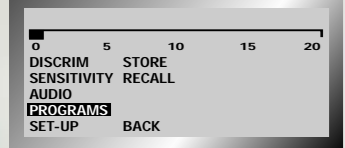
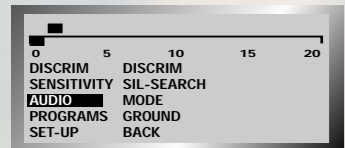
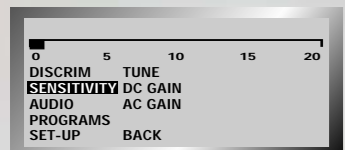
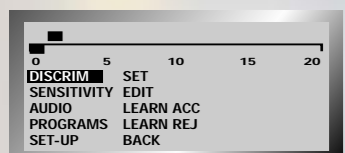



NEWFORCE

computer aided search system



- Twin Microprocessor control system
- Large Backlit Liquid Crystal Display
- CASSY Computer Aided Search System
- RADAR - Real Time Ground Radar Display
- High speed target analyser (ID)
- Target Pin Point
- Audio Discrimination
- Program Storage Facility
- Full range discrimination
- 15cm or 25cm diam lightweight search heads
- Continuous Battery Monitor
- Recharge Socket
- Headphone Socket
- Independent volume Control



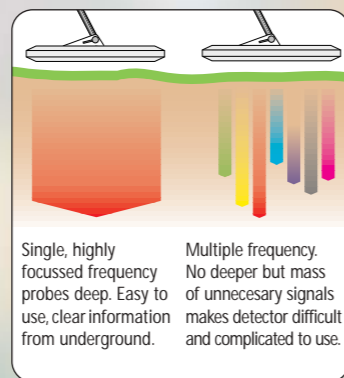
Switch on the R1 and the opening screen tells you that it is all ready to go, select program mode and there's nothing to adjust except the volume. The R1 is optimised and automatic. There are two powerful computers, each carrying out one million operations every second. The first carries out all of the signal and target analysis. The second controls the user interface. This takes the data produced by the first processor and presents it to the user on the display. The twin processor design enables the R1 to carry on detecting whilst the

“ It is unusual these days to find any particular product made for our hobby that totally evades criticism. I am pleased to announce in our opinion the Newforce R1 is such a product ”
INDEPENDENT FIELD TESTER

user changes settings. This makes it particularly easy to set the correct discrimination levels and see the effect of different modes. The R1 features a unique Ground Radar display allowing the user to see the signal being processed by the detector. Any adjustments are made using the simple to operate MENU driven interface. A single button press gives access to the MENU. A straight-forward rotary control is used to select the item you wish to change a press of a button alters the setting. The R1 is the easiest way to successful treasure hunting.

TECHTALK SINGLE, HIGHLY TUNED LOW FREQUENCY BETTER THAN MULTI-FREQUENCY

Exhaustive tests by independent researchers have shown that low frequencies penetrate the ground deeper. Single dedicated frequency means easy operation and clear, easy to interpret signals. The R1 uses a single, highly focussed 7kHz signal, ideally suited to EUROPEAN ground conditions



NEWFORCE



specification

Battery Type: 8 x AA, MN1500 or equivalent, Alkaline cells recommended.
Supply Voltage: 12v DC (nominal), 13.8v DC (max)
Supply Current: 55mA (no backlight) 100mA (backlight full on)

Battery Life: 40 Hours normal detecting using Alkaline batteries and no backlight

Battery Indicator: Alkaline: Full 13.2V Empty 8.5V
 Rechargeable: Full 10.8V Empty 8.5V

Audio Frequency: 100Hz to 5.5kHz, 714Hz (nominal)

Transmit frequency: 6.097kHz, 6.250kHz, 6.410kHz

Search Coils: 25cm concentric and 15cm '2D'

Detection Range Guide: (Typical in air performance, Motion mode)

Hammered 6d	20cm
£1 coin	30cm
'old' 10p	32cm
Cartwheel 1d	33cm
Large object	125 cms (maximum)

features

- Twin Microprocessor control system
- Large Backlit Liquid Crystal Display
- CASSY Computer Aided Search System
- RADAR - Real Time Ground Radar Display
- High speed target analyser (ID)
- Target Pin Point
- Audio Discrimination
- Program Storage Facility
- Full range discrimination
- 15cm or 25cm diam lightweight search heads
- Continuous Battery Monitor
- Recharge Socket
- Headphone Socket
- Independent volume Control
- ISO 9001 Quality. CE.



C.SCOPE

C.Scope International Ltd
 Kingsnorth Technology Park
 Wotton Road Ashford Kent TN23 6LN
 tel: 01233 629181 fax: 01233 645897
 email: info@cscope.co.uk

www.cscope.co.uk

NEWFORCE



computer aided search system



C.SCOPE



The NEWFORCE R1 harnesses the power of the micro-computer to check ground conditions, optimise depth and provide target identification data all in a user-friendly lightweight and highly robust package.

The computer pre-sets everything for the novice or the professional can manually change the operating parameters and tweak performance exactly to personal preference.

the controls and what they do

ON/OFF VOLUME

This rotary control turns the unit on and simply adjusts the volume to a comfortable level. No need to enter the menu system just to change the volume as with some computerised detectors!

MENU/SCROLL

This easily understood rotary control is used in conjunction with the ENTER button to access the menu system and adjust any aspect of R1 operation. It has two functions. The first is to highlight the desired menu option. The second is to adjust the value of a setting up or down.

ENTER

The ENTER push button is used to confirm highlighted menu selections. Once a menu option has been highlighted then pressing the ENTER button will select that option. If a value is being set then pushing the ENTER button will store that value. When no menus are displayed pushing the ENTER key will display the menus.

PIN-POINT

Pin-Point and Volume are 'hot' controls. This means that they are always available for use during the search. Pin-Point is used to reset the 'Radar' display and to help the precise positioning of a signal. Faster find retrieval with the intelligent R1!

menu system

discrimination

This range of functions allows you to reject or ignore unwanted signals generated by items such as pull tabs. It can also act as a Notch Accept or a Notch Reject. There are four options to set the discrimination level to give maximum flexibility and ease of setting. A black block under the line of ID numbers indicates that a signal with that number will give no audio sound, the ID display will still show the signal.

sensitivity

These functions allows setting the sensivity of the R1.

audio

This range of functions control how the audio information about buried targets is presented.

programs

These functions allow the operator to store and recall the set up of the R1. Up to two programs can be stored. A program will store all of the current settings including Discrimination, Sensitivity, Frequencies etc. It will not store the Display Contrast and Brightness settings. These are stored separately and retrieved automatically at turn on. The R1 comes with the first three programs preset to commonly used settings. The COIN INLAND Program is set for high sensitivity to precious metals, the ALL METAL Program for deep seeking of all metals and COIN BEACH Program for Beach use.

set-up

These options allow the display settings to be adjusted. These settings are stored when the R1 is switched off and will be restored when it is turned back on.

Field Test - Newforce R1

Extracted from Readers' independent Field Test, reproduced courtesy of *Treasure Hunting* magazine

A short while ago I was pleased to be asked to field-test the latest model from C.Scope, this being the Newforce R1.

I followed the quick set up instructions in the manual and used the detector over a number of buried targets of known identity buried in my lawn.

All were acknowledged as expected. Even a Roman AE4 at a depth of 5ins, with a rather sneaky iron nail lying within an inch of it, was clearly picked out.

I then studied the Ground Radar graph over each target. Generally the smaller targets at greater depth gave smaller results on the display. The characteristic 'double bang' of a hammered lying slightly to one side was represented by two small peaks very close together on the graph. I very quickly picked up on the use of the Ground Radar graphics as a visual pin-point facility, acting

as confirmation to the existing audio pinpoint facility.

A short drive away and we were on perhaps the detectorists' favourite terrain: the rolled field. For this I chose 'Factory setting B' for all metal target location. The two hours we spent on this rolled field produced a total of 128 targets, but remember we were searching in all metal mode and therefore digging up every signal. Eight coins were found, comprising seven George II pennies and one really battered Victorian halfpenny. The coins were found at varying depths from 1in to about 9ins.

Putting a coin back into a measured hole we were still getting respectable target audio for a Georgian penny at a depth of 9-10ins.

Our entire group spoke of their confidence in the Newforce R1's ID performance and the sharpness of the pin-

point facility. The others had also recognised the pinpoint possibilities of the Ground Radar simulation graph.

On a meadow site the first target was a brass tack, followed by a really corroded AE3. Again we all took turns using the detector, noting that with several additional AE3s located, the ID reading was 5-8. An *anteminiarius* of Gallienus, found later, registered 9 on the ID.

We took out a total of 12 Roman coins from this site. AE3s were located in soil at measured depths of 2.5, 3.5 and 5.5 inches with clear sharp target analysis. It could just be pure luck but the week before, five of us were on this same site (anything Roman at this time of year gets a visit from us) and we pulled off a total of only four AE3s and a cross section of a brooch. Of course, it is always a matter luck in placing the search head directly

over the target, I can't deny that, but the Newforce popped out coins on several occasions very near to old excavations and where foot marks clearly showed the area had been searched before.

It would appear that Lady Luck and a good detector constitute a good marriage.

Woodland was the next type of land where I decided to test the Newforce R1. This was because conditions can be very variable, and in our area woods are normally absolutely contaminated with shotgun cartridge ends.

The patch of woodland chosen was no different from this.

Although some reasonable finds have been made here it is very contaminated with the leftovers of many a great Edwardian - and later - shoot.

I decided this would be good ground to test the

Learn Reject facility.

After a few minutes I had found about three cartridge ends, all from the same manufacturer. In fact, most of the brass and copper cartridges found here are of that make.

Sweeping them over the search head I was delighted to find that the culprits were now not recognised by the audio, although the ID graph still informs you that a target of sorts has been detected.

I searched along some paths and around fallen tree roots and all was clear. That was until one of the tree root pans gave off a clear sharp signal registering on the ID display. Digging down about 5ins into the pan I located a silver coin. I dared to hope that it would be a hammered, but soon confirmed that it was not. It was a reasonable condition 25 centimes

coin of Napoleon III, dated 1872. Strangely enough, this is about the fourth such coin to be found in this area.

Perhaps the Newforce has added more evidence to support that the woodlands may have played host to a French guest invited to a shoot held last century.

I can visualise him swinging his gun round to claim a jinking hen pheasant, causing a tightly tailored pocket to split and release some coins into the mud.

Hammered coins have been recovered from this site, approximately three so I have been told, but the contamina-

tion is so bad that few detectorists return after their first visit.

We look upon this as a curse to be broken by the R1.

Summary

The unanimous verdict of all the Pastfinders is that the results achieved and the clarity of display information means that the Newforce is in a league all of its own. Try as we might, we had a real problem finding any fault with this machine, in any area we tested it on.

The manual is comprehensive, and yet easy to understand. It is also packed with handy hints, so that even the new novice owner has immediate access to experienced tips. The rapid 'get you going' instructions are also very useful.

It is unusual these days to find any particular product made for our hobby that totally evades criticism. I am pleased to announce in our opinion the Newforce R1 is such a product.

All of the Pastfinders had great pleasure in field testing the Newforce R1 and take further pleasure in producing a positive report on a really superb machine. It was a delight to handle a detector produced with an ear to detectorists' comments and past criticism.

